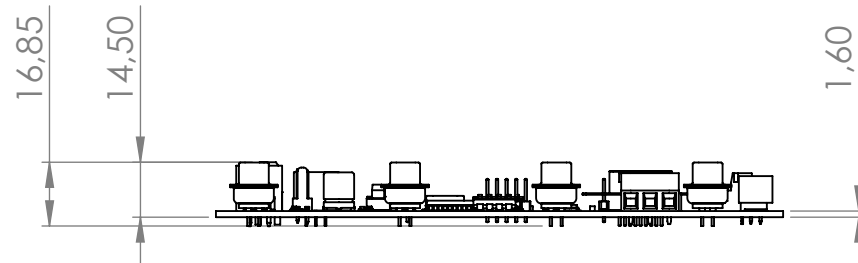





4 x $\varnothing 3,20$
FIXATION HOLES



The electronic board should be elevated by at least **5 mm**, to keep the welding area free.

A	04/08/2022	DEFINITION			LLE		
Indice	Date	Modification			Approuvé		
Table de Révision							
CREE / CREATED	DATE	ECHELLE	TITRE / TITLE				
JMA	04/08/2022	1:2	INT-FOEM-RS_0100				
MATERIAU / MATERIAL		SYSTEME	REFERENCE	FINITION / FINISH	COULEUR / COLOR		
			E_FLG_01756				
 FLUIGENT SMART MICROFLUIDICS®			TOLERANCES / TOLERANCES				
			+/- 0.5 mm				
			FORMAT	LANGUE	PROPRIETE		PAGE
			A4		All proprietary rights reserved by Fluigent. Unauthorized reproduction will be legally pursued.		1 / 1